

Hien[®]

DC INVERTER AIR TO WATER HEAT PUMP

MONOBLOC

Heating+Cooling+DHW



R290



Hien



Founded in 1992, Hien firstly started as an electronic component manufacturer. With a registered capital of 300 million RMB, Hien entered the air source industry in 2000. It is a leading enterprise of air source heat pumps in the area of product R & D, production, sales, and after-sales service. Hien owns one of the largest production bases of heat pumps in China, as well as the CANS certified state-level comprehensive laboratory.

PRODUCTION LINE

With a total of 60,000 m² of construction area and over 1,000 processing equipments, the main factory comprises 6 assembly lines, while the branch factory consists of 3 production workshops. Main products include air source heat pumps for residential, commercial, and industrial use. The capacity of our products ranges from 3 kW to 320 kW, primarily for heating, cooling, and domestic hot water. Heat pump dryers are also used for the production of tobacco, aroma wicks, medicinal herbs, tea, fruits, vegetables, and other products.



R290

NATURAL REFRIGERANT

GWP=3

CONTRIBUTE TO CARBON NEUTRALITY.

**REDUCED CO₂ EMISSIONS AND
ENVIRONMENTAL IMPACT**


AIR TO WATER HEAT PUMP

HEATING+COOLING+DHW

**ECOFORCE
SERIES**

R290 



 **A+++ High Efficiency A+++ Energy Level**

 **Energy - Saving up to 80%**

 **Wi-Fi App Smart Controlled**

 **Stable Running at -25°C Ambient Temperature**

Multi-function Selections

There are 5 operation modes to be selected :

- Heating + Hot Water
- Cooling + Hot Water
- Heating
- Cooling
- DHW

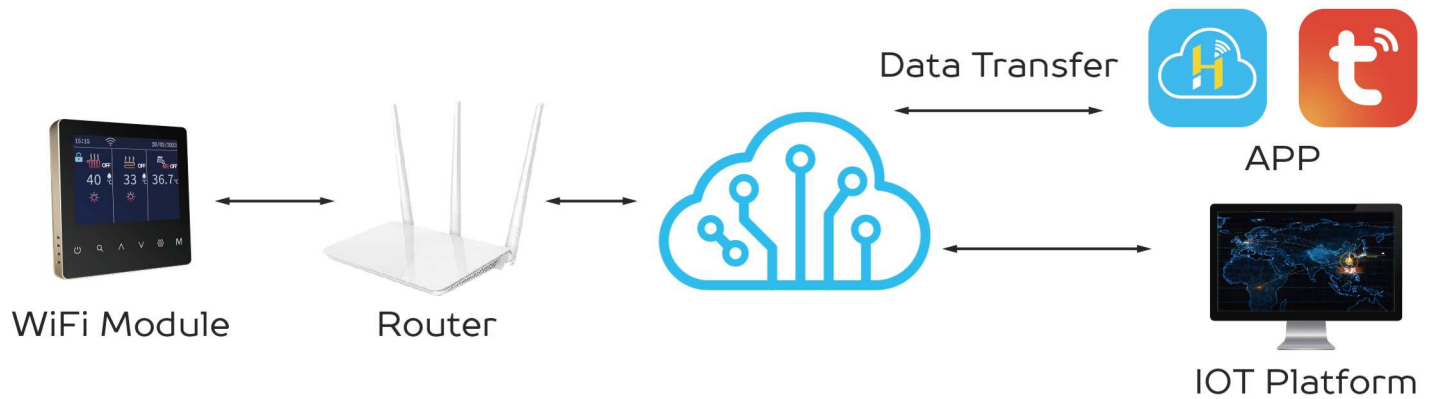


SMART TOUCH DISPLAY



- Color Screen
- Intuitive Interface
- Touch Key Design
- Builtin Wifi Module
- APP Control

SMART CONTROL FAMILY

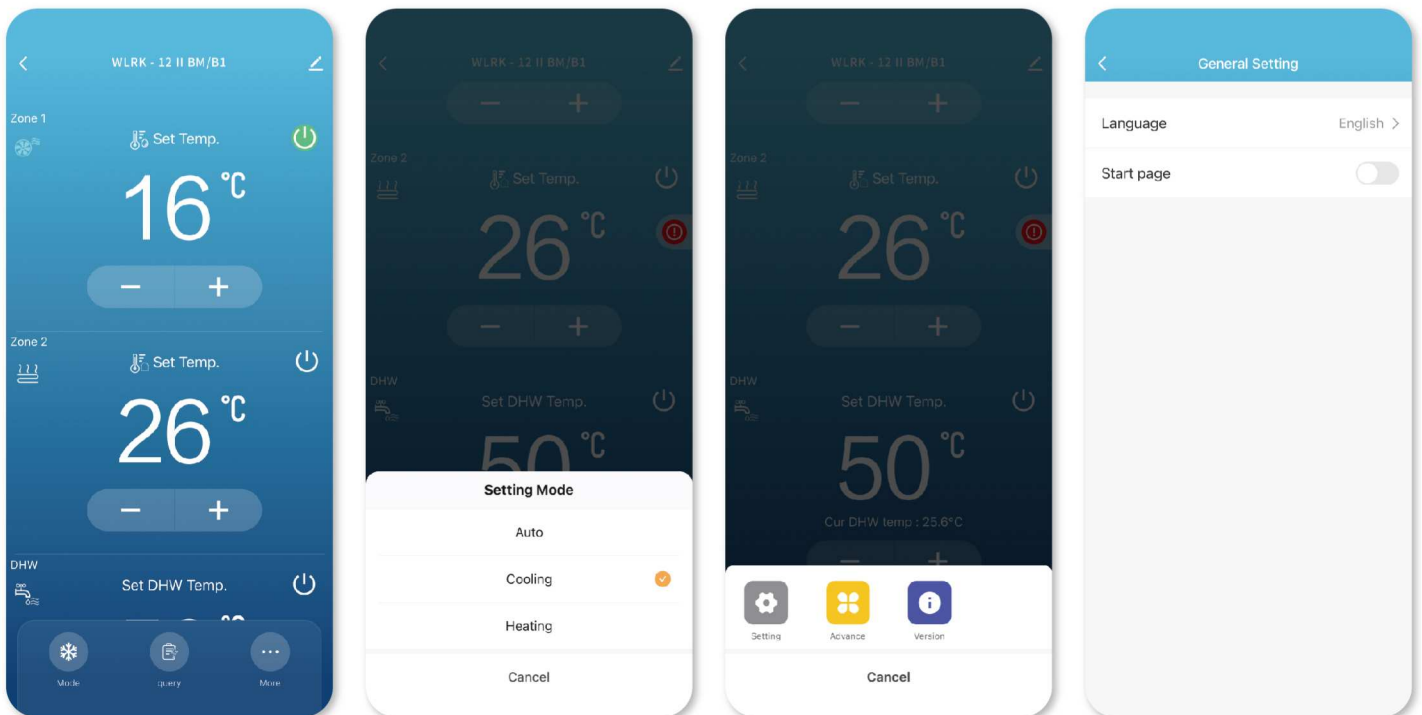


RS485

The intelligent controller with RS485 is adopted to realize the linkage control between the heat pump unit and the terminal end. Multiple heat pumps can be controlled and connected to be well monitored.

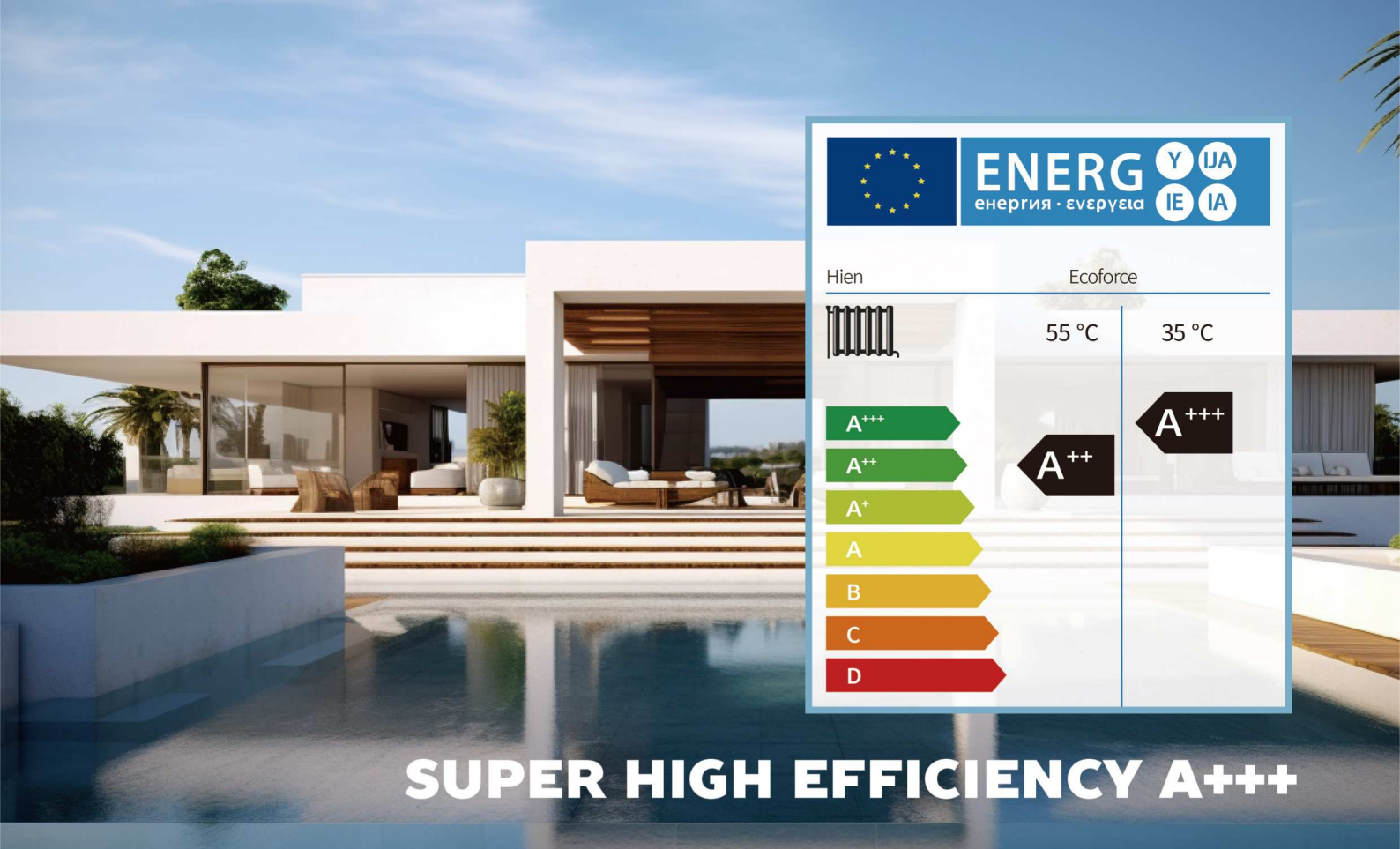
WiFi DTU

To deliver the best user experience, EcoForce series is designed with a DTU module for remote data transferring, and then you can easily monitor the running status of your heating system.



Smart APP control

Smart APP control brings a lot of convenience to users. Temperature adjustment, mode switching, and timer setting can be achieved on your smart phone. Moreover, you can know power consumption statistics and fault record at anytime and anywhere.

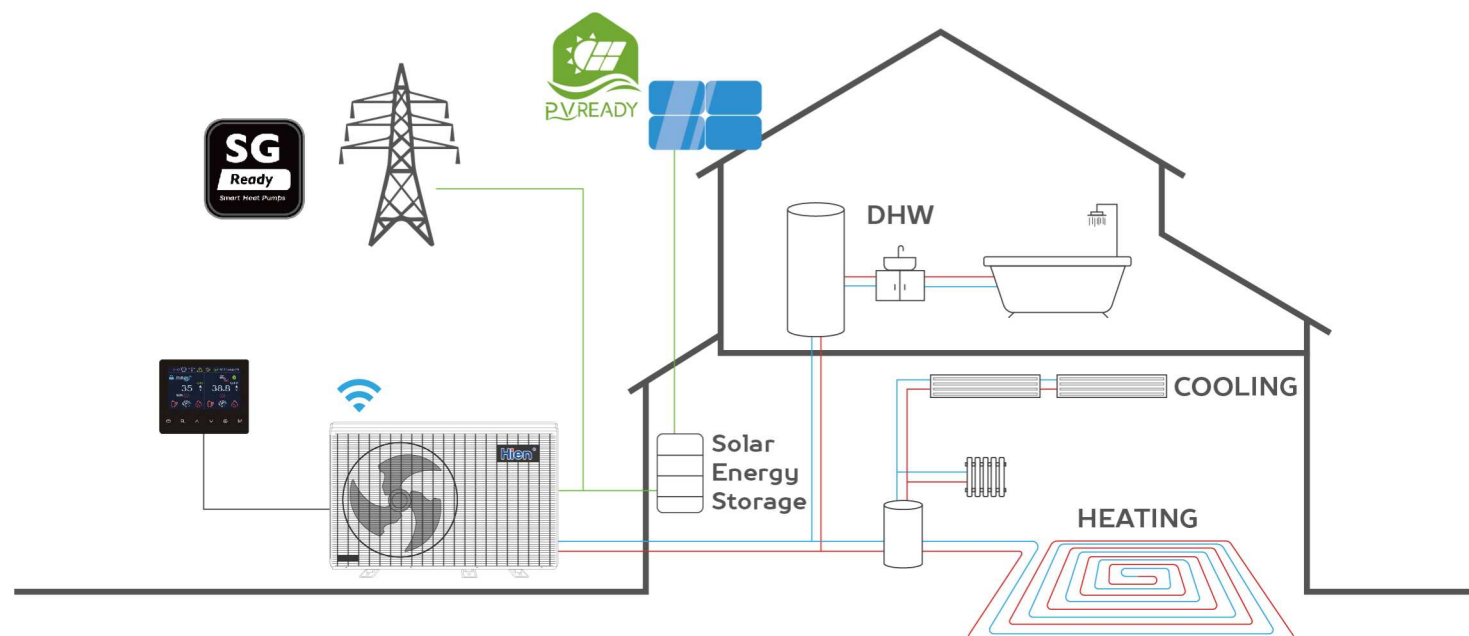


Can be operated in combination with:

1. Electric Water Heater
2. Conventional Boiler
3. Solar Hot Water Systems

Ecoforce Series delivers heat through a heating distribution system, such as radiators, underfloor heating, fan coils, or air conditioners, for reliable heating, cooling, and domestic hot water throughout the seasons. Depending on the season and air temperature, the heat pump automatically adjusts and operates optimally in the heating or cooling modes for optimal energy savings.

Suits a wide variety of applications, including space heating, domestic hot water for residential and commercial projects.



STERILIZING MODE

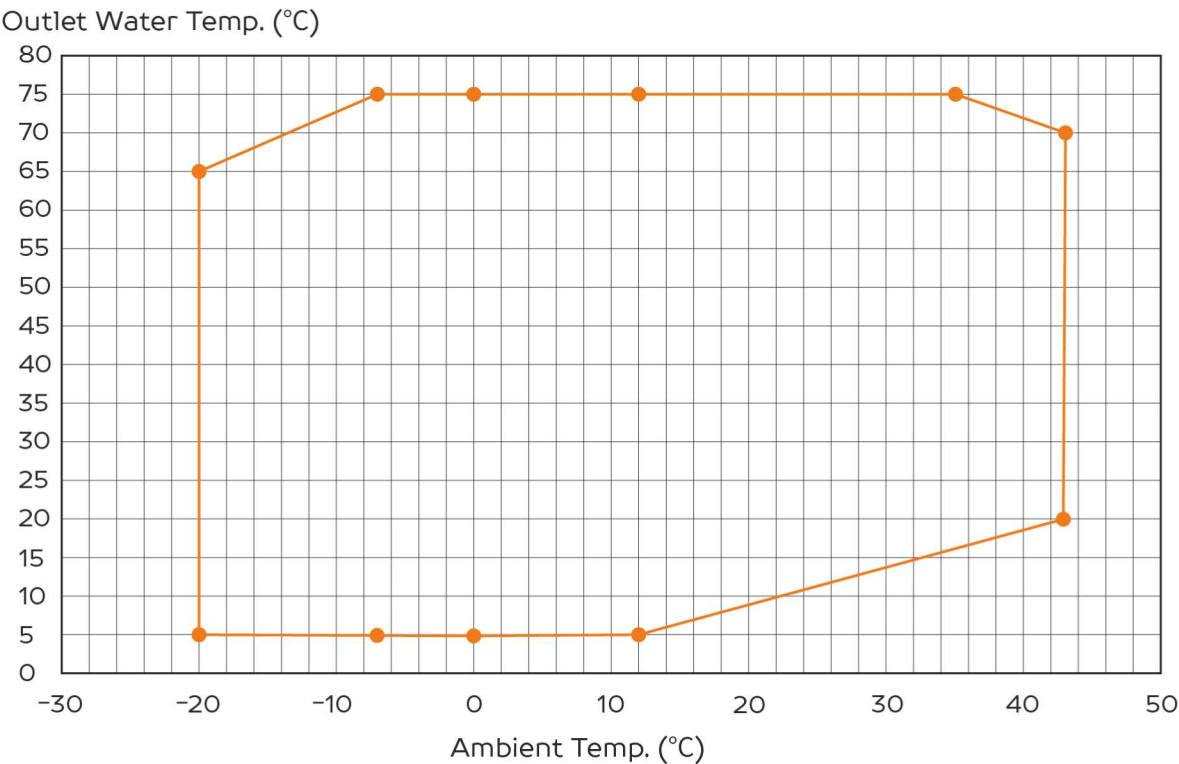
Thanks to its ability to reach temperatures as high as 75°C, this cutting-edge product eliminates harmful Legionella bacteria and viruses, ensuring the highest level of water safety.

Invest in your health and your family's well-being with our state-of-the-art heat pump. Experience the unparalleled convenience, energy efficiency, and superior performance that this product offers.

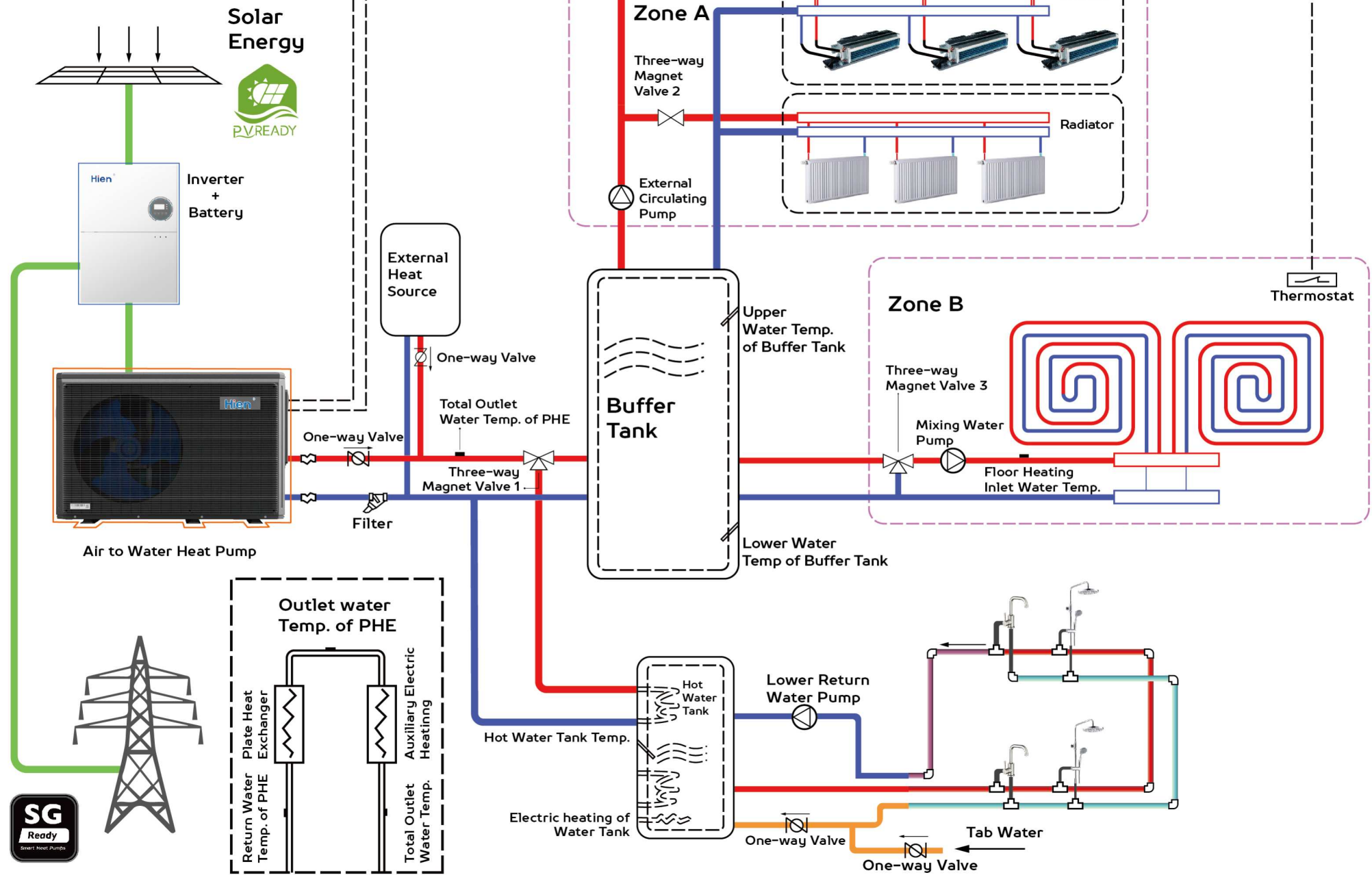
Don't compromise on safety and hygiene when it comes to your water supply. Choose our heat pump with its exceptional sterilizing mode, and enjoy the reassurance of pristine water quality every day.



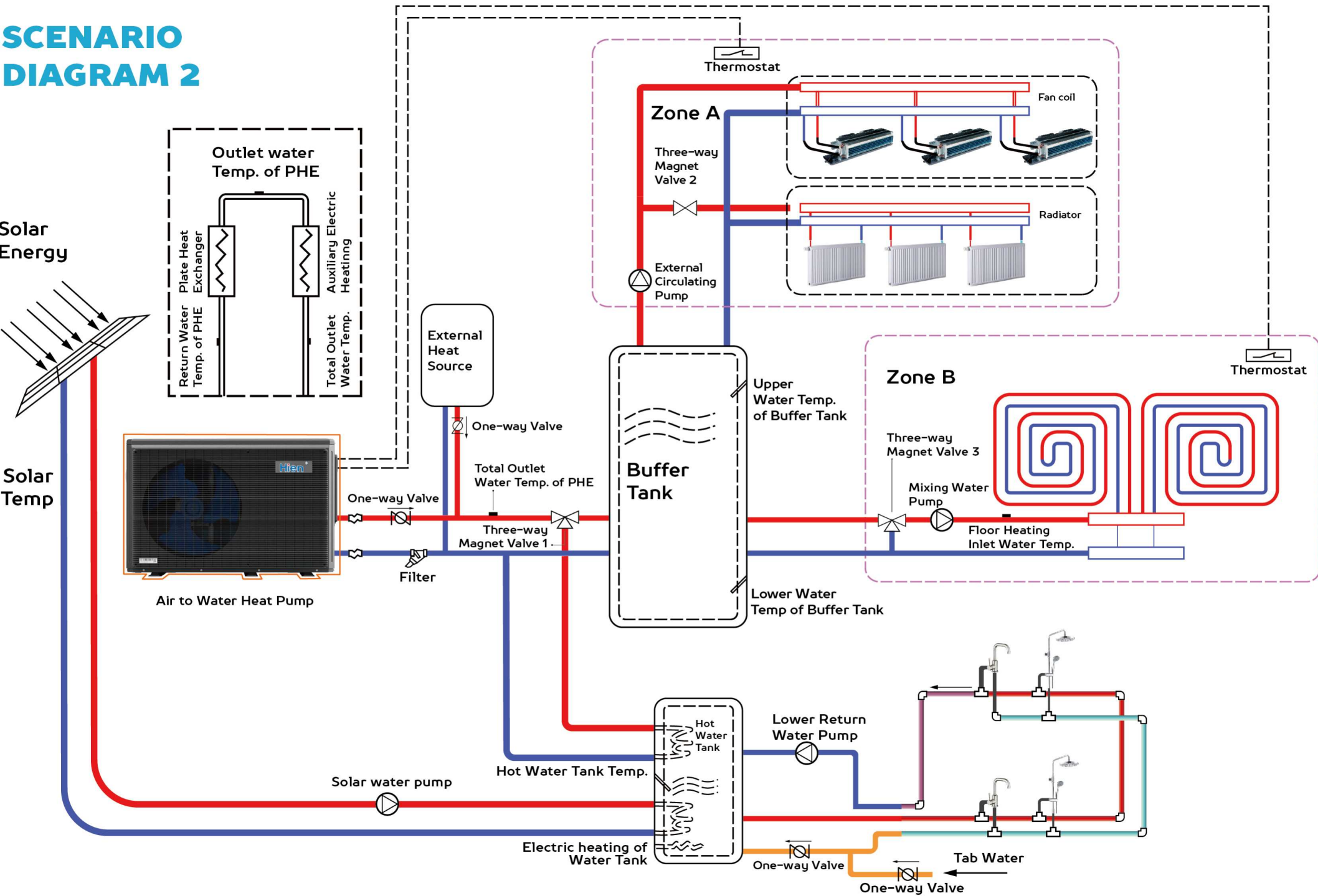
HEATING WORKING RANGE



SCENARIO DIAGRAM 1



SCENARIO
DIAGRAM 2



SPECIFICATIONS



Dc Inverter Heat Pump			WLRK-8IBM/B3	WLRK-10IBM/B3	WLRK-12IBM/B3	WLRK-14IBM/B3	WLRK-12IIBM/B3	WLRK-14IIBM/B3	WLRK-16IIBM/B3
Cooling Conditions			Outdoor Air Temperature : DB 35°C/ WB 24°C, Indoor Water Temperature Inlet/Outlet : 23°C / 18°C.						
Rated Cooling Capacity		kW	1.5 ~ 5.8	2.2 ~ 7.6	2.8 ~ 13.0	3.3 ~ 14.2	2.8 ~ 9.5	3.3 ~ 11.3	3.8 ~ 13.2
Cooling Power Input		kW	0.34 ~ 2.15	0.51 ~ 2.81	0.64 ~ 3.90	0.75 ~ 4.40	0.64 ~ 3.51	0.75 ~ 4.18	0.86 ~ 4.89
Current Input Range		A	1.55 ~ 9.83	2.33 ~ 12.88	2.93 ~ 16.92	3.43 ~ 19.17	1.12 ~ 5.79	1.25 ~ 6.92	1.42 ~ 8.16
Cooling EER		W/W	4.4 ~ 2.7	4.4 ~ 2.7	4.4 ~ 3.33	4.4 ~ 3.22	4.4 ~ 2.7	4.4 ~ 2.7	4.4 ~ 2.7
Heating Conditions			Outdoor Air Temperature : DB 7°C / WB 6°C , Indoor Water Temperature Inlet/Outlet : 30°C / 35°C .						
Rated Heating Capacity		kW	3.3 ~ 8.6	3.8 ~ 9.9	4.3 ~ 12.0	4.8 ~ 14.0	4.35 ~ 12.7	4.86 ~ 14.8	5.3 ~ 16.8
Heatinging Power Input		kW	0.55 ~ 1.88	0.64 ~ 2.19	0.72 ~ 2.60	0.81 ~ 3.04	0.73 ~ 2.78	0.81 ~ 3.31	0.88 ~ 3.67
Current Input Range		A	2.51 ~ 8.59	2.93 ~ 10.51	3.30 ~ 11.32	3.71 ~ 13.23	1.21 ~ 4.59	1.35 ~ 5.52	1.48 ~ 6.15
Heating COP		W/W	6.02 ~ 4.58	6.02 ~ 4.52	6.02 ~ 4.61	6.02 ~ 4.60	6.02 ~ 4.58	6.02 ~ 4.58	6.02 ~ 4.58
Heating Conditions			Outdoor Air Temperature : DB 7°C / WB 6°C , Indoor Water Temperature Inlet / Outlet : 50°C / 55°C						
Rated Heating Capacity		kW	3.1 ~ 7.8	3.5 ~ 9.6	3.9 ~ 11.4	4.4 ~ 13.1	4.0 ~ 11.6	4.5 ~ 13.5	4.9 ~ 15.3
Heatinging Power Input		kW	0.67 ~ 2.67	0.76 ~ 3.29	0.85 ~ 3.91	0.96 ~ 4.49	0.87 ~ 3.98	0.98 ~ 4.63	1.12 ~ 5.25
Current Input Range		A	3.12 ~ 12.21	3.52 ~ 15.13	3.93 ~ 17.88	3.16 ~ 21.3	1.45 ~ 6.67	1.68 ~ 7.68	1.86 ~ 8.96
Heating COP		W/W	4.63 ~ 2.92	4.63 ~ 2.92	4.63 ~ 2.92	4.63 ~ 2.92	4.63 ~ 2.92	4.63 ~ 2.92	4.63 ~ 2.92
Voltage		V/Hz	220V ~ 240V ~ /50Hz				380V ~ 420V 3N ~ /50Hz		
Rated Water Flow		m³/h	1.48	1.7	2.06	2.4	2.18	2.55	2.89
Rated of Waterproof		/	IPX4						
Control Mode		/	Heating , Cooling , DHW , Heating + DHW , Cooling + DHW						
Refrigerant		/	R290	R290	R290	R290	R290	R290	R290
Compressor	Form	/	Double – rotor	Double – rotor	Double – rotor	Double – rotor	Double – rotor	Double – rotor	Double – rotor
	Brand	/	Highly	Highly	Highly	Highly	Highly	Highly	Highly
Net Size		mm	1200*470*765	1200*470*765	1370*500*935	1370*500*935	1370*500*935	1370*500*935	1370*500*935
Weight		kg	100	110	130	138	135	142	148
Sound Pressure Level		dB (A)	≤55						
Fan	Form	/	Intelligent variable frequency fan motor						
Operation ambient temperature		°C	-25 ~ 43						
Max.Outlet Water Temperature		°C	75						
Inlet Pipe Diameter		mm	G1"	G1"	G1"	G1"	G1"	G1"	G1"
Outlet Pipe Diameter		mm	G1"	G1"	G1"	G1"	G1"	G1"	G1"
Packing Size		mm	1270*555*808	1270*555*808	1440*570*1080	1440*570*1080	1440*570*1080	1440*570*1080	1440*570*1080
Wifi Function		/	√	√	√	√	√	√	√
ErP Energy Class		/	35°C A+++/ 55°C A++						
Test Standard		/	EN 14825						

The above parameters, if there are slight differences due to technical improvements, please refer to the relevant specifications of the actual product for accuracy.



A modern, multi-story building with large glass windows and doors is illuminated at night. The building's facade features a dark, textured material. In the foreground, a swimming pool reflects the building and the sky. Three blue lounge chairs are positioned on a wooden deck in front of the building. The sky is dark with some clouds and a few stars.

Hien[®]

Zhejiang Hien New Energy Equipment Co.,Ltd.

Head Office : No.9, Chuangxin Rd, Yueshang
Pioneer Park, Yueqingwan Port District,
Yueqing, Zhejiang, China

info@hien-ne.com

T/F : +86-0577-62121888



www.hien-ne.com