

Hien[®]

info@hien-ne.com

T/F : +86-0577-62121888



www.hien-ne.com

Germany Office: Martin-Behaim-StraBe 2 63263 Neu-Isenburg, Frankfurt am Main, Germany

Head Office : No.9, Chuangxin Rd, Yueshang Pioneer Park, Yueqingwan Port
District, Yueqing, Zhejiang, China

Hien®



**COMMERCIAL
AIR SOURCE WATER HEATER
LOW-TEMPERATURE HEAT PUMP**

ENERGY TRANSITION PROJECTS



PROJECTS

MORE THAN 70000 PROJECTS COMPLETED SO FAR;
MORE THAN 6.5 MILLION PRODUCTS DELIVERED.

SCHOOLS



HOSPITALS



RESIDENTIAL



HIGHLIGHT



The 2008 Shanghai World Expo.



The 2013 Boao Summit for Asia in Hainan.




Universiade SHENZHEN 2011



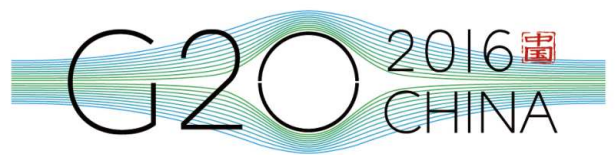
The 2011 Universiade in Shenzhen.



The artificial island hot water project of the Hong Kong-Zhuhai-Macao Bridge in 2019.



2016 the hot water reconstruction project of Qingdao port.



2016 the G20 Hangzhou Summit.



The 2022 Beijing Winter Olympic Games & Paralympic Games.



2023 the Asian Games in Hangzhou



ABOUT HIEN

Founded in 1992, Hien firstly started as an electronic component manufacturer. With a registered capital of 300 million RMB, Hien entered the air source industry in 2000. It is a leading enterprise of air source heat pumps in the area of product R & D, production, sales, and after-sales service. Hien owns one of the largest production bases of heat pumps in China, as well as the CANS certified state-level comprehensive laboratory.

PRODUCTION LINE

With a total of 60,000 m² of construction area and over 1,000 processing equipments, the main factory comprises 6 assembly lines, while the branch factory consists of 3 production workshops. Main products include air source heat pumps for residential, commercial, and industrial use. The capacity of our products ranges from 3 kW to 320 kW, primarily for heating, cooling, and domestic hot water. Heat pump dryers are also used for the production of tobacco, aroma wicks, medicinal herbs, tea, fruits, vegetables, and other products.

TECHNICAL ADVANTAGES



ULTRA-FAST HEATING

Reliable performance down to $-30\text{ }^{\circ}\text{C}$.



INTELLIGENT DEFROST

Patented smart defrost technology for faster and more thorough defrosting.



COLD SHIELD TECHNOLOGY

Patented protection keeps the compressor running smoothly for 5,000 days.



EXTRA-LONG SERVICE LIFE

Quieter and more comfortable performance.



WI-FI APP SMART CONTROLLED

Remote monitoring and control anytime, anywhere.



SMART ENERGY SAVING ENJOY OPTIMAL LIFE



Hien commercial Heat Pump Water Heaters are widely used in energy-saving retrofit projects for central hot water systems in hotels, schools, hospitals, office buildings, clubs, sports centers, residential communities, catering, and entertainment venues.

SYSTEM INSTALLATION DIAGRAM

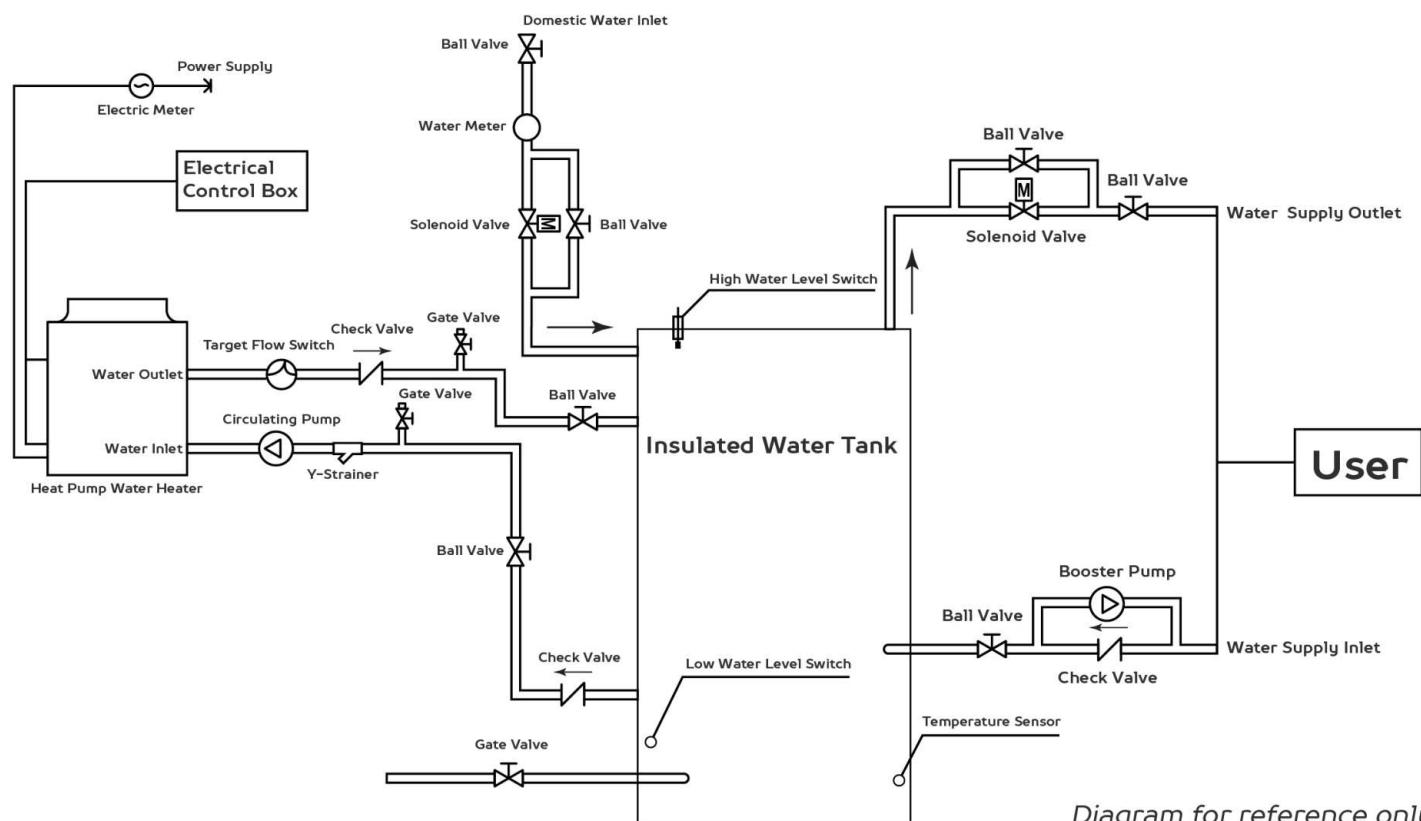
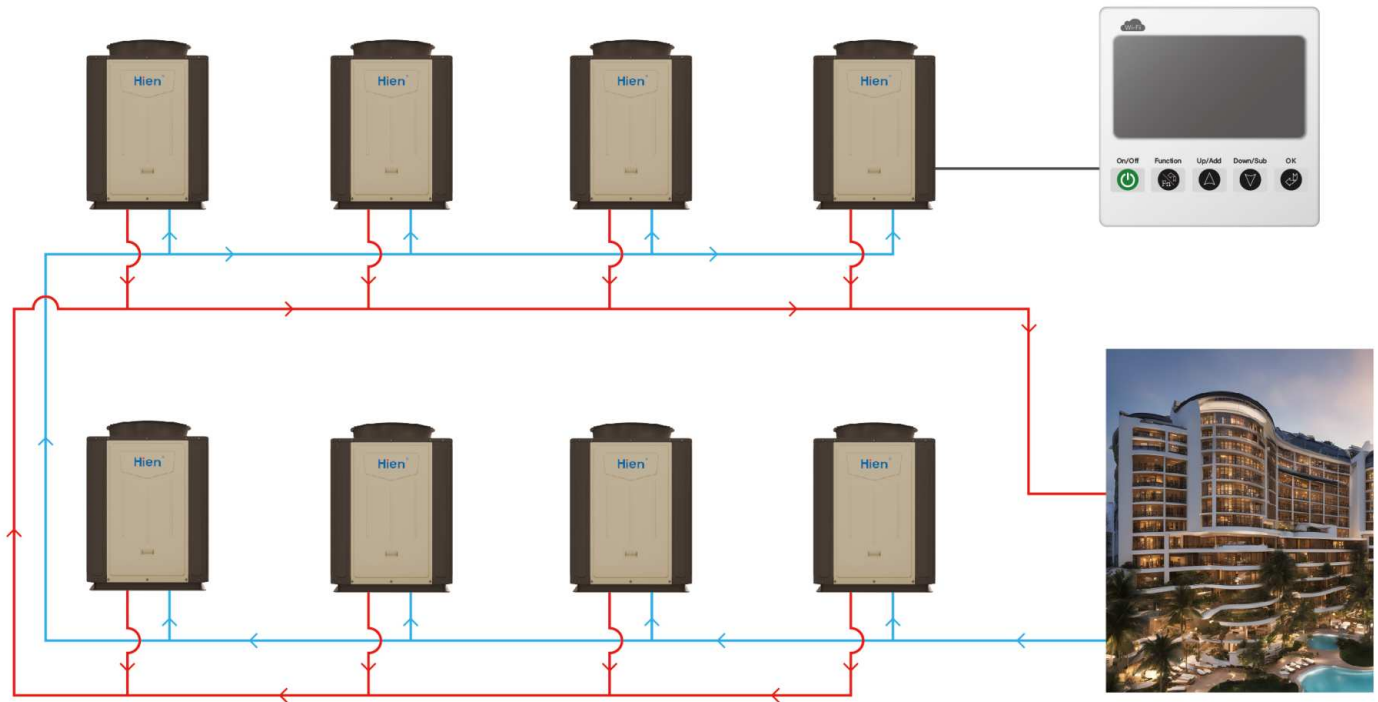


Diagram for reference only

CASCADE SYSTEM DIAGRAM

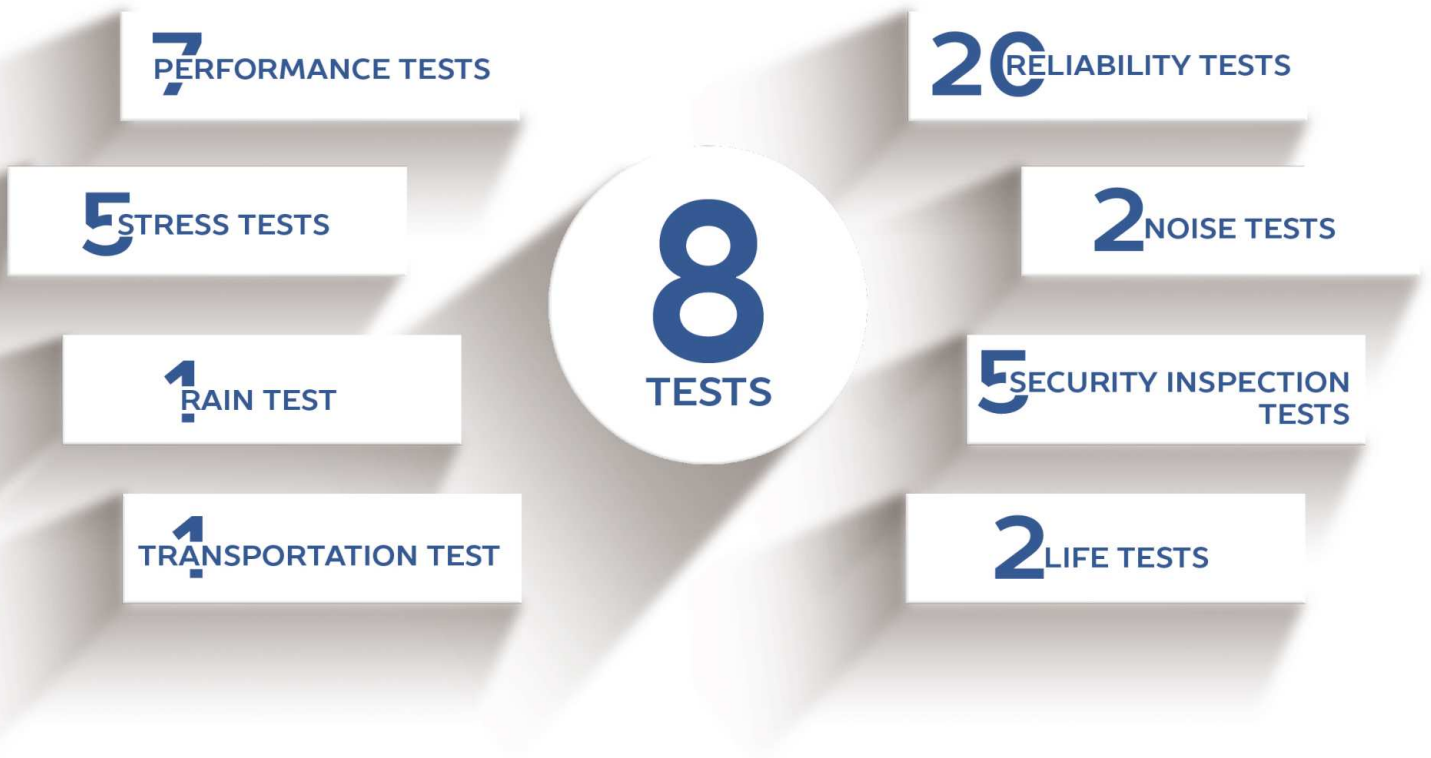


- Maximum of 8 units can be controlled with one touch screen.
- Connect 1 master to 7 slaves for networking.
- Can be operated independently or in group.
- Automatically control the start and stop of the machine based on water temperature.
- Multiple heat pumps can work together to improve the efficiency and energy efficiency of the system.



QUALITY CONTROL

Each air source heat pump must pass 43 standard tests in 8 categories from the beginning of production to the finished product.



ISO9001 Quality Definition

Quality:

The degree to which a set of inherent characteristics meets requirements.

Requirements:

Includes implicit and specified needs, which in many cases may change over time.

Quality Policy:

"Adopt advanced technology, adhere to continuous innovation, enhance customer satisfaction, and fulfill quality commitments."

SPECIFICATIONS



Model		DKFXRS-15II BM/C2	DKFXRS-21II BM/A1	DKFXRS-32 II BM/C2	DKFXRS-32 II/C4
Power supply		380V 3N~ 50Hz	380V 3N~50Hz	380V 3N~ 50Hz	380V 3N~ 50Hz
Anti-Electric Shock Rate		Class I	Class I	Class I	Class I
Ingress Protection Rating		IPX 4	IPX 4	IPX 4	IPX 4
Performance Condition 1		Ambient Temp.(DB/WB):7/6°C Water Temp.(In/Out):9/55°C	Ambient Temp.(DB/WB):20/15°C Water Temp.(In/Out):15/55°C	Ambient Temp.(DB/WB):7/6°C Water Temp.(In/Out):9/55°C	Ambient Temp.(DB/WB):7/6°C Water Temp.(In/Out):9/55°C
Heating Capacity	W	15000	21200	31500	32000
Power Input	W	3820	4460	8050	8000
COP		3.93	4.75	3.91	4.00
Working Current	A	7.5	11.3	15.3	15.2
Hot Water Yield	L/h	280	455	590	600
Performance Condition 2		Ambient Temp.(DB/WB):-7/-8°C Water Temp.(In/Out):9/55°C	Ambient Temp.(DB/WB):7/6°C Water Temp.(In/Out):9/55°C	Ambient Temp.(DB/WB):-7/-8°C Water Temp.(In/Out):9/55°C	Ambient Temp.(DB/WB):-7/-8°C Water Temp.(In/Out):9/55°C
Heating Capacity	W	10000	16500	22000	19000
Power input	W	3510	4220	7600	7150
COP		2.85	3.91	2.89	2.66
Working Current	A	6.7	10.8	14.4	13.6
Hot Water Yield	L/h	187	310	410	360
AHPF		4.03	3.90	3.75	3.81
Operation Ambient Temp.		-30~45°C			
Max Power Input	W	7000	6700	15000	12500
Max Running current	A	13	14	28	24
Max Outlet Water Temp	°C	60	60	60	60
Rated water flow	m³/h	2.86	3.15	6.31	5.5
Water Pressure Drop	kPa	55	57	50	90
Max Pressure On High/ Low Pressure Side	Mpa	4.5/4.5	4.5/4.5	4.5/4.5	4.5/4.5
Allowable Discharge/ Suction Pressure	Mpa	4.5/1.5	4.5/1.5	4.5/1.5	4.5/1.5
Max Pressure On Evaporator	MPa	4.5	4.5	4.5	4.5
Water Pipe Connection		DN32/1¼" Female Thread	DN25/1" Female Thread	DN40/1½" Female Thread	DN40/1" Female Thread
Sound Pressure (1m)	dB(A)	65	58	70	70
Refrigerant/Charge		R410A/3.3kg	R32/2.45kg	R410A / 6.7 kg	R410A / 6.9 kg
Dimensions (LxWxH)	mm	800×800×1075	1000×410×1355	1620×850×1200	1620×850×1200
Net Weight	kg	130	116	253	270
Standard:		GB/T 21362-2023;GB29541-2013			

The above parameters, if there are slight differences due to technical improvements, please refer to the relevant specifications of the actual product for accuracy.

SPECIFICATIONS



Model		DKFXRS-60 II/C4	DKFXRS-80 II/C2	DKFXRS-160 II/C2
Power supply		380V 3N~ 50Hz	380V 3N~ 50Hz	380V 3N~ 50Hz
Anti-Electric Shock Rate		Class I	Class I	Class I
Ingress Protection Rating		IPX 4	IPX 4	IPX 4
Performance Condition 1		Ambient Temp.(DB/WB):20/15°C Water Temp.(In/Out):15/55°C	Ambient Temp.(DB/WB):20/15°C Water Temp.(In/Out):15/55°C	Ambient Temp.(DB/WB):7/6°C Water Temp.(In/Out):9/55°C
Heating Capacity	W	78000	85200	158000
Power Input	W	17500	18480	42470
COP		4.42	4.61	3.72
Working Current	A	40.4	41.9	84.2
Hot Water Yield	L/h	1675	1830	2950
Performance Condition 2		Ambient Temp.(DB/WB):7/6°C Water Temp.(In/Out):9/55°C	Ambient Temp.(DB/WB):7/6°C Water Temp.(In/Out):9/55°C	Ambient Temp.(DB/WB):-7/-8°C Water Temp.(In/Out):9/55°C
Heating Capacity	W	65000	78000	112000
Power input	W	17470	19950	38360
COP		3.72	3.91	2.92
Working Current	A	35.7	40.1	79.14
Hot Water Yield	L/h	1200	1460	2090
AHPF		3.18	3.55	3.53
Operation Ambient Temp.				
Max Power Input	W	30000	30500	68000
Max Running current	A	57	58	123
Max Outlet Water Temp	°C	60	60	60
Rated water flow	m³/h	13.7	15.2	32.34
Water Pressure Drop	kPa	65	66	58.6
Max Pressure On High/ Low Pressure Side	Mpa	4.5/4.5	4.5/4.5	4.5/4.5
Allowable Discharge/ Suction Pressure	Mpa	4.5/1.5	4.5/1.5	4.5/1.5
Max Pressure On Evaporator	MPa	4.5	4.5	4.5
Water Pipe Connection		DN65/2 ½" Male Thread	DN65/2 ½" Male Thread	DN80/Flange
Sound Pressure (1m)	dB(A)	69	69	70
Refrigerant/Charge		R410A/12kg	R410A/13.5kg	R410A/(13.0x2)kg
Dimensions (LxWxH)	mm	1150×1050×2505	1150×1050×2505	2200×1150×2385
Net Weight	kg	520	550	1060
Standard:		GB/T 21362-2023;GB29541-2013		

The above parameters, if there are slight differences due to technical improvements, please refer to the relevant specifications of the actual product for accuracy.