



Hien Commercial Air Energy Water Heater

KFXRS-19II-C2



APPLICABLE SCENE

Hotel



School



Hospital



Shopping Mall



Swimming Pool



Factory




Running at Low Temperature

Air energy heat pump+Electric assisted dual energy mode heating
Water temperature up to 55°C

Panasonic EVI DC Inverter Compressor


Compressor Efficiency 25%

Being the smart heat pumps, KFXRS-10I/A perfectly combines eco-friendly R410A refrigerant and advanced new technology of EVI DC inverter to produce 55°C hot water -25°C low temperature condition reducing power consumption and improve the heating capacity.



Finned Heat Exchanger

Hydrophilic Aluminium Finned Evaporator The finned heat exchanger is with corrugated copper tubes to greatly improve thermal efficiency, and with hydrophilic coating surface for sufficient defrosting.



Flabellum & Fan Motor

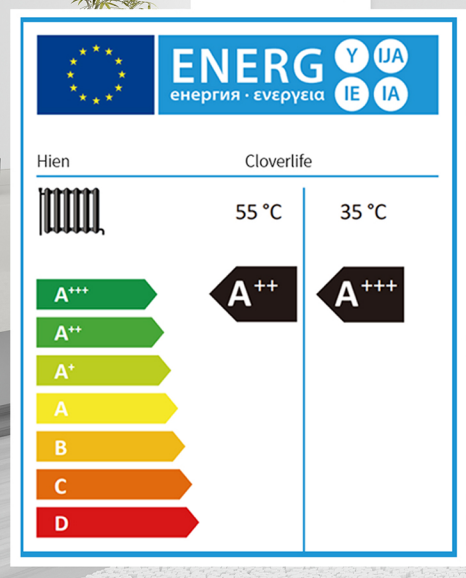
Silent Running, in addition to choosing a high-quality, stable and low noise compressor, CloverLife utilizes a fully upgraded internal design, perfectly keeps an ultra-low operating noise of less than 50dB(A) at a distance of 1-meter, making you in a peaceful and comfortable green life.

Three-stage subcooling technology saves power and energy

The high-frequency operation of the compressor is realized in 60 seconds, and the subcooling degree can reach 35°C with the plate heat exchanger three-stage subcooling technology, the energy saving effect is increased by 8%, and the operating efficiency is increased by 10%. The energy saving efficiency is even higher.

Super High Efficiency A+++

CloverLife Series achieves an energy level of A+++ according to ErP directive.



Host Model		KFXRS-19II/C2	
power supply	380V3N~50Hz	Rated heating capacity	19000W
Rated power consumption	4280W	Maximum power consumption	6400W
Rated working current	7.6A	Maximum operating current	11A
Rated water temperature	55°C	Maximum outlet temperature	60°C
Nominal water production	400L/h	Circulating water flow	3.5m³/h
Water side pressure loss	50kPa	Circulating water pipe diameter	DN25
Circulating water pipe diameter/pipe connection	1¼" Coupling	Noise	≤60dB(A)
Flush volume	R410A 3.2kg	net weight	175kg